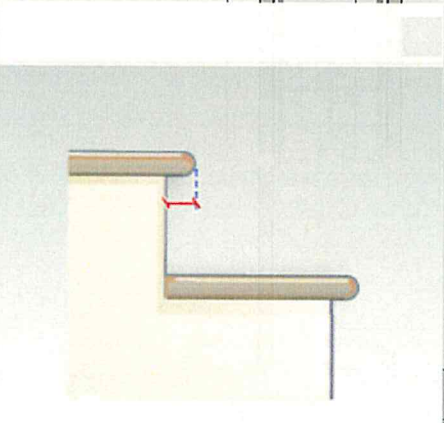
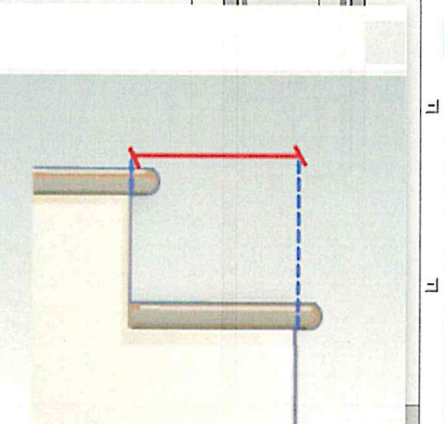


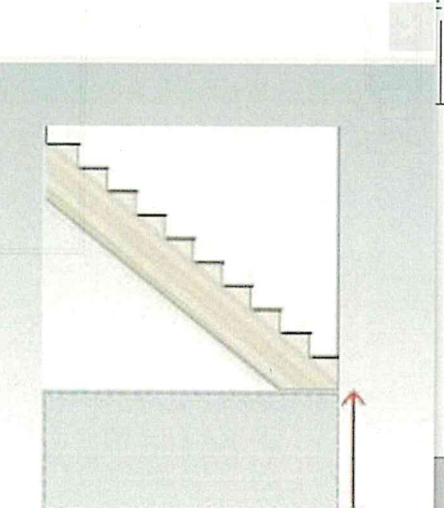
# Stairs and Landing Checklist



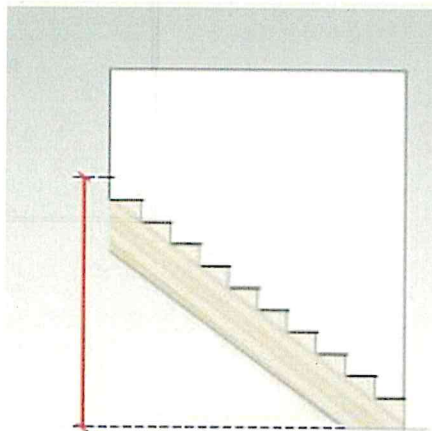
Total Rise	11' 3 1/16"
Tread Base Height	0"
Tread Depth	1'
<b>Tread Overhang</b>	<b>1/2"</b>
<b>Display</b>	
Ceiling Color	<input type="checkbox"/> 209, 215, 217
Ceiling Texture	<input type="checkbox"/> None
Floor Color	<input checked="" type="checkbox"/> 130, 120, 120
Floor Texture	<input type="checkbox"/> None
<b>Construction</b>	
Floor	None
Footing	None
Staircase Framing	None
Wall	None



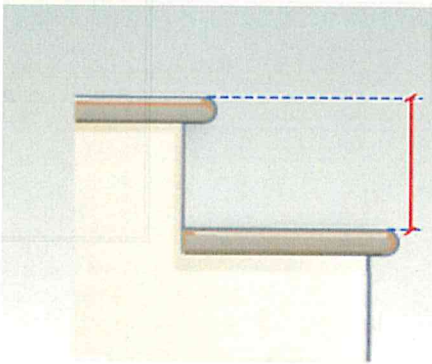
Tread Base Height	0"
<b>Tread Depth</b>	<b>1'</b>
Tread Overhang	1/2"
<b>Display</b>	
Ceiling Color	<input type="checkbox"/> 209, 215, 217
Ceiling Texture	<input type="checkbox"/> None
Floor Color	<input checked="" type="checkbox"/> 130, 120, 120
Floor Texture	<input type="checkbox"/> None
<b>Construction</b>	
Floor	None
Footing	None
Staircase Framing	None
Wall	None



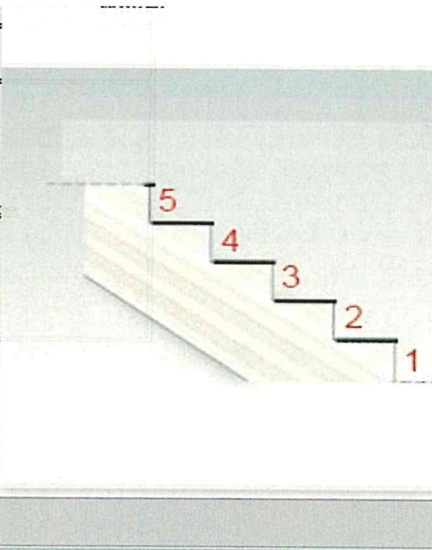
<b>Tread Base Height</b>	<b>0"</b>
Tread Depth	11 15/16"
Tread Overhang	1/2"
<b>Display</b>	
Ceiling Color	<input type="checkbox"/> 209, 215, 217
Ceiling Texture	<input type="checkbox"/> None
Floor Color	<input checked="" type="checkbox"/> 130, 120, 120
Floor Texture	<input type="checkbox"/> None
<b>Construction</b>	
Floor	None
Footing	None
Staircase Framing	None
Wall	None



<b>Total Rise</b>	<b>10' 1/16"</b>
Tread Base Height	0"
Tread Depth	11 15/16"
Tread Overhang	1/2"
<b>Display</b>	
Ceiling Color	<input type="checkbox"/> 209, 215, 217
Ceiling Texture	<input type="checkbox"/> None
Floor Color	<input checked="" type="checkbox"/> 130, 120, 120
Floor Texture	<input type="checkbox"/> None
<b>Construction</b>	
Floor	None
Footing	None
Staircase Framing	None
Wall	None



<b>Riser Height</b>	<b>7 1/2"</b>
Total Rise	10' 1/16"
Tread Base Height	0"
Tread Depth	11 15/16"
Tread Overhang	1/2"
<b>Display</b>	
Ceiling Color	<input type="checkbox"/> 209, 215, 217
Ceiling Texture	<input type="checkbox"/> None
Floor Color	<input checked="" type="checkbox"/> 130, 120, 120
Floor Texture	<input type="checkbox"/> None
<b>Construction</b>	
Floor	None
Footing	None
Staircase Framing	None
Wall	None



<b>No. of risers</b>	<b>16</b>
Open	No
Riser Height	7 1/2"
Total Rise	10' 1/16"
Tread Base Height	0"
Tread Depth	11 15/16"
Tread Overhang	1/2"
<b>Display</b>	
Ceiling Color	<input type="checkbox"/> 209, 215, 217
Ceiling Texture	<input type="checkbox"/> None
Floor Color	<input checked="" type="checkbox"/> 130, 120, 120
Floor Texture	<input type="checkbox"/> None
<b>Construction</b>	
Floor	None
Footing	None
Staircase Framing	None
Wall	None

